




# your



Tips and trends for homeowners, buyers and sellers

## Easy Ways to Make Your Entryway Summer-Ready

Your entryway sets the tone for the rest of your home, and summer is a great time to lighten it up. After months of heavy coats, muddy shoes and winter clutter, a seasonal refresh can make the space feel more functional and welcoming.

Start by clearing out anything you no longer need on a daily basis. Store winter gear, donate unused items and free up space for the things summer brings, like sandals, sun hats, tote bags or beach towels. Swapping in a lighter rug or doormat can also make the area feel cleaner and more seasonal.

A few decorative updates can go a long way. Try adding a basket for grab-and-go essentials, a vase of greenery or a brighter piece of wall art. If space allows, a bench or small stool can make the entryway more useful while giving the area a finished look.



**Tip:** Focus on one practical upgrade and one visual one. That balance helps the space feel both polished and lived in. The goal is not a full redesign. It is creating an entrance that feels fresh, easy to use and ready for the busy pace of summer.

## How to Keep Your House Cool Without Overworking the AC

When summer temperatures climb, it is tempting to keep lowering the thermostat. But a cooler home does not always require your AC to work overtime. A few smart adjustments can improve comfort while helping control energy costs.

Try these ideas first for a cooler home:

- 1 Block daytime heat.** Close blinds, shades or curtains on sunny windows to reduce heat gain.
- 2 Use ceiling fans correctly.** In summer, fans should rotate counterclockwise to push cool air downward.
- 3 Raise the thermostat when you are away.** Even a small adjustment can reduce strain on your system.

- 4 Seal leaks.** Warm air can sneak in around windows, doors and attic access points.
- 5 Avoid heat-producing chores during the day.** Run the oven, dishwasher or dryer in the evening when temperatures drop.

Regular HVAC maintenance matters too. A dirty filter or neglected system has to work harder to cool your home. Replacing filters and keeping vents clear can improve airflow and efficiency.

Small changes add up. By combining shading, airflow and smart thermostat habits, you can keep your home more comfortable without relying on nonstop AC all summer long.

Len\_mik/stock.adobe.com




BROUGHT TO YOU BY YOUR AGENT, A CERTIFIED RESIDENTIAL SPECIALIST



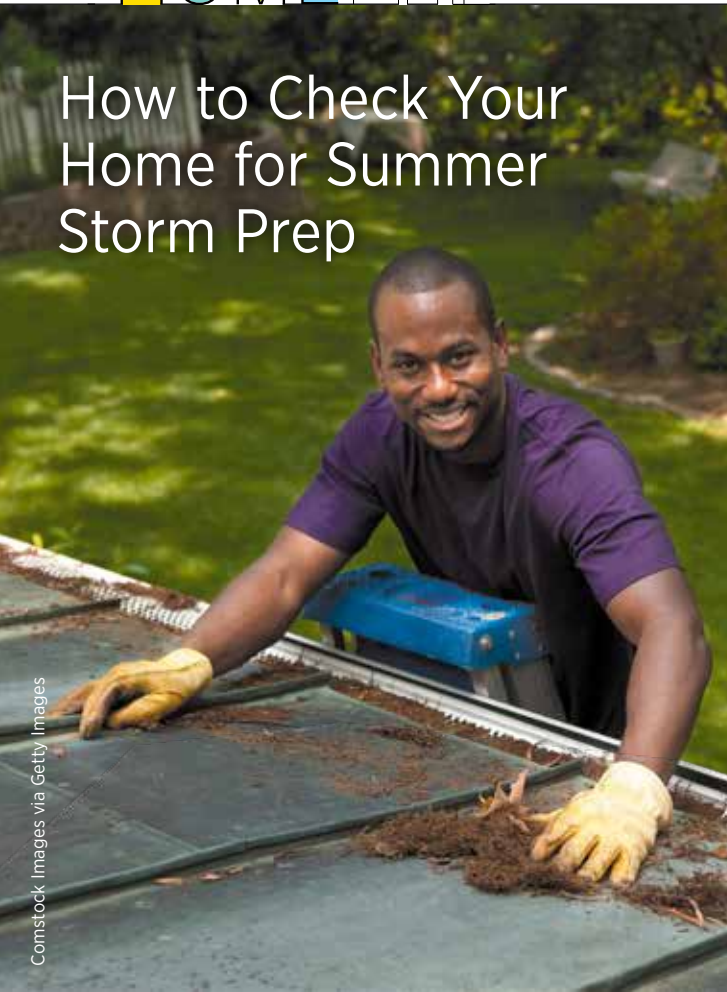
**DO YOU KNOW SOMEONE WHO IS THINKING ABOUT BUYING OR SELLING A HOME? PLEASE MENTION MY NAME.**

This newsletter is for informational purposes only and should not be substituted for legal or financial advice. If you are currently working with another real estate agent or broker, it is not a solicitation for business.



## Tips and trends for homeowners, buyers and sellers

# How to Check Your Home for Summer Storm Prep



Comstock Images via Getty Images

Summer storms can arrive fast, bringing heavy rain, strong wind and power outages with little warning. Taking a few steps now can help protect your home and reduce stress when severe weather rolls in.

Walk around your property and look for anything that could become a problem during a storm. Tree limbs hanging near the roof, clogged gutters or loose outdoor items can all lead to damage if high winds or hard rain hit.

Start with this quick storm-prep checklist:

- ▶ Trim weak branches near the house or power lines
- ▶ Clean gutters and downspouts so water can drain properly
- ▶ Secure or store patio furniture, umbrellas and yard decor
- ▶ Check windows and doors for gaps or worn seals
- ▶ Make sure flashlights, batteries and backup chargers are easy to find

It is also a good idea to review where water tends to collect around your home. Pooling near the foundation can become a bigger issue during summer downpours.

Storm prep does not need to be complicated. A short seasonal check can help you spot small issues before they turn into expensive repairs. A little preparation now can make your home feel safer and more resilient all summer.



Buying or selling a home can seem like an overwhelming task. A Certified Residential Specialist (CRS) can make the process easier—and more profitable. A CRS, with years of experience and success, will help you make smart decisions in a fast-paced, complex and competitive marketplace.

To earn the CRS Designation, residential real estate specialists must demonstrate outstanding professional achievements—including high-volume sales—and pursue advanced training in areas such as finance, marketing and technology. Contact your CRS today!