




your



Tips and trends for homeowners, buyers and sellers



Create a Reading Nook

A reading nook is a perfect way to carve out a peaceful retreat in your home, where you can unwind with a good book. Here's how to create your own cozy nook.

Select the right space. Start by choosing a quiet corner with good natural light—near a window or in an unused alcove are great options. The right spot should be away from the main traffic areas of your home to provide a sense of seclusion.

Focus on seating. Comfort is key, so opt for a plush armchair, daybed or cushioned window seat. Add a variety of pillows and a soft throw blanket to make the space inviting and comfortable for long reading sessions.

Lighting is essential. If natural light isn't available, include a good reading lamp with adjustable brightness. Floor lamps or wall-mounted sconces can provide focused light without taking up much space.

Incorporate storage solutions for your books. A small bookshelf, floating shelves or a nearby side table can keep your current reads within arm's reach.

Personalize the nook. Spruce up your space with decor that inspires relaxation, such as framed art, houseplants or a small rug to anchor the nook.

How to Compost at Home

Composting is an eco-friendly way to reduce waste and create nutrient-rich soil for your garden. It's a simple process that turns organic materials like food scraps and yard waste into valuable compost. Here's how to easily start your own composting operation at home.

1 Choose your method
To start, choose a composting method that suits your space. If you have a yard, a traditional compost bin or pile works well. For smaller spaces, consider a compost tumbler or a worm bin (vermicomposting) that can be kept indoors or on a balcony.

2 What should you compost?
Collect kitchen scraps like fruit and vegetable peelings, coffee grounds and eggshells. Avoid adding meat, dairy or oily foods, as these can attract pests and cause odors.

3 Don't forget to layer
In your compost container, layer these food scraps with yard waste like leaves, grass clippings and small branches. Aim for a balance of green materials (rich in nitrogen) and brown materials (rich in carbon) to create the ideal environment for decomposition.

4 Mix your materials
Turn the compost regularly to aerate it, which speeds up the decomposition process. Ensure the compost remains slightly moist, like a wrung-out sponge. Over time, your pile will transform into dark, crumbly compost, ready to enrich your garden soil.



Elena, DARIKA/stock.adobe.com




BROUGHT TO YOU BY YOUR AGENT, A CERTIFIED RESIDENTIAL SPECIALIST



DO YOU KNOW SOMEONE WHO IS THINKING ABOUT BUYING OR SELLING A HOME? PLEASE MENTION MY NAME.

This newsletter is for informational purposes only and should not be substituted for legal or financial advice. If you are currently working with another real estate agent or broker, it is not a solicitation for business.



Tips and trends for homeowners, buyers and sellers

Renovation Mistakes to Avoid


Home renovations can significantly enhance your living space and increase your property's value. However, without careful planning, they can also lead to costly mistakes. Here are five key pitfalls to avoid during your renovation process:

1 Neglecting a budget: One of the most common mistakes is starting a renovation without a clear budget. Unexpected costs can quickly add up, so setting a realistic budget and including a contingency fund for surprises is crucial. Always get multiple quotes and factor in all expenses, including materials, labor, permits and potential delays.



2 Skipping permits: Skipping necessary permits can lead to fines, legal issues and problems when selling your home. Ensure all renovations comply with local building codes and obtain the required permits before starting work.

3 Underestimating the timeline: Many homeowners underestimate how long renovations will take. Rushing through the process can lead to subpar results. Be realistic about the timeline and plan for possible delays, especially with supply chains or weather conditions.



4 Overlooking functionality: While aesthetics are important, functionality should be a priority. Ensure that your space's layout, storage solutions and flow meet your everyday needs. Poor design choices can lead to a beautiful but impractical living space.



5 Cutting corners on quality: Choosing cheaper materials or labor might be tempting, but this can compromise the longevity and quality of your renovation. Investing in durable, high-quality materials and skilled professionals will pay off in the long run, ensuring your renovations stand the test of time.

FourLeafLover/stock.adobe.com



Buying or selling a home can seem like an overwhelming task. A Certified Residential Specialist (CRS) can make the process easier—and more profitable. A CRS, with years of experience and success, will help you make smart decisions in a fast-paced, complex and competitive marketplace.

To earn the CRS Designation, residential real estate specialists must demonstrate outstanding professional achievements—including high-volume sales—and pursue advanced training in areas such as finance, marketing and technology. Contact your CRS today!