


your



Tips and trends for homeowners, buyers and sellers

The Dos and Don'ts of Accent Wall Design

An accent wall's main function is to provide contrast to a space. It's an easy and affordable way to express yourself and breathe life into a room. It will look great just about anywhere in your home—if you do it right. Here are some general rules to keep in mind if you're considering adding one.

DO Give wallpaper or contact paper a try

Wallpaper is durable, easy to maintain and relatively simple to install. And we're not talking about that outdated floral wallpaper in your grandmother's bedroom—wallpaper these days is much more stylish, and there are endless design options for you to choose from.



DO

Do add accessories

If you pick a solid color for your accent wall, you may want to add some artwork to create a gallery wall. This will make the wall stand out and make even more of a statement. A big mirror centered on the accent wall will look nice, too, depending on the purpose of the room.



DON'T Be afraid of bold colors and patterns

Lively colors and unique patterns are what make accent walls special, so don't shy away from them. Follow the 60-30-10

rule: 60% of the room is the dominant color, 30% is the secondary color and 10% is an accent color. For the accent color, choose something that's completely

different than the dominant and secondary colors to make it pop.



DON'T

Don't choose the wrong wall

When deciding which wall you'd like to accent the room, it's important that you choose the right one. You'll want to go for the wall that naturally catches your attention when you enter the space. It

should be mostly uninterrupted and rectangular. You'll want minimal obstruction from windows and doors, unless they provide symmetry to the wall.



Removing Radon From Your Home



Radon is a naturally occurring, radioactive gas that has no color, odor or taste. The gas can sometimes find its way into your home; however, it's best to keep those levels as low as possible, as exposure to it may cause adverse health effects.

The only way to determine the radon levels in your home is to test. Technology has advanced to the point where most homes with elevated radon levels can be properly treated. The Environmental Protection Agency (EPA) recommends that homeowners reach out to a qualified professional for testing. If your test results show a level of 4.0 pCi/l or higher, the EPA recommends professional radon mitigation.

Here are the most common ways to eliminate radon from your home.


- ▶ The passive method of radon mitigation consists of sealing any obvious entryways, such as cracks in the foundation, gravel crawl spaces and groundwater sump pump pits. Experts have found that simply sealing and caulking these cracks in the foundation of your house is an inadequate technique on its own. Sealing is much more effective in conjunction with other mitigation methods.
- ▶ Active Soil Depressurization (ASD) is the most common way to reduce radon levels. During this process, a sub-slab ventilation system is installed. The radon is ventilated underneath the building using pipes and fans before it reaches the inside. The passive method is usually done after the ASD is completed.



DO YOU KNOW SOMEONE WHO IS THINKING ABOUT BUYING OR SELLING A HOME? PLEASE MENTION MY NAME.

This newsletter is for informational purposes only and should not be substituted for legal or financial advice. If you are currently working with another real estate agent or broker, it is not a solicitation for business.

*



Tips and trends for homeowners, buyers and sellers

Paint Colors for 2022

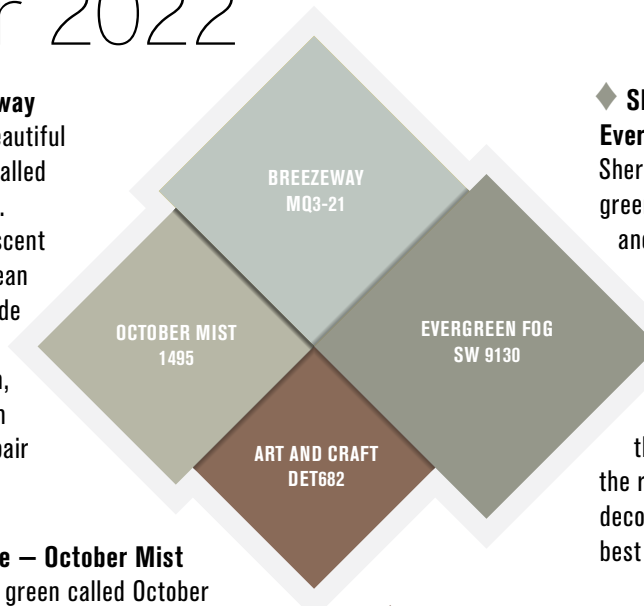
Each year, major paint brands release their color of the year, meant to predict the colors that illustrate and symbolize the year ahead. Some retailers began revealing their 2022 colors as early as October 2021. There were a lot of greens and natural hues selected for the year, and all of the color selections have a common theme of nature, calmness and buoyancy. Here are a few of the hues picked by some top names in paint. Which of these 2022 colors feel right to you?

◆ **Behr – Breezeway**
Behr opted for a beautiful blue-green shade called Breezeway MQ3-21. The color is reminiscent of crystal-clear ocean water on a beachside vacation. It would go well in any room, depending on which accent colors you pair it with.

◆ **Benjamin Moore – October Mist**
A soft, silvery sage green called October Mist 1495 is Benjamin Moore's choice for this year. This green sets the foundation for the retailer's entire 2022 color palette, composed of 14 nature-inspired pigments. This color would be best in spaces where creativity will be cultivated, like an office space or the kitchen.

◆ **Sherwin-Williams – Evergreen Fog**
Sherwin Williams' Evergreen Fog SW 9130 is another organic soft gray-green. This color would be great for a living room space, inviting a refreshing and therapeutic spirit into the room. Warm earth-toned decor and accessories will best compliment the color.

◆ **Dunn-Edwards – Art and Craft**
Art and Craft DET682 is a warm, rich and mature shade of brown. In a press release, the brand said that the color "signifies stability, comfort and calm"—all necessary things we need after the past two years.



Say Yes to CRS

Buying or selling a home can seem like an overwhelming task. But the right REALTOR® can make the process easier—and more profitable.

A Certified Residential Specialist (CRS), with years of experience and success, will help you make smart decisions in a fast-paced, complex and competitive marketplace.

To earn the CRS Designation, REALTORS® must demonstrate outstanding professional achievements—including high-volume sales—and pursue advanced training in areas such as finance, marketing and technology. They must also maintain membership in the National Association of REALTORS® and abide by its Code of Ethics.

Work with a top-producing REALTOR®—contact a CRS today.

