


your



Tips and trends for homeowners, buyers and sellers

Creating a Spa Bath

Everyone loves a relaxing trip to the spa, but not everyone loves how much that spa day can cost. A more affordable option may be upgrading your home's bathroom and creating your own personal spa. You'll be able to have a lavish experience from the comfort of your home by adding a couple pieces to your space and doing a few things to make your self-care time even more enjoyable.

1 Invest in a towel warmer to make sure your linens are nice and toasty when you're ready to use them.

2 Add plants to spruce up the space. Aloe vera, bamboo, ferns and orchids are a few options that thrive in a bathroom environment.

3 Get a bathtub caddy to improve your bathing experience. You'll be able to prop up your phone or tablet here to watch your favorite movie or TV show.

4 Candles are a great way to add a soft ambiance to the room while also adding pleasant aromas.

5 Add a light dimmer to set the mood. The candles you now have will provide a calming light for a dark room.

6 Keep your bathroom neat and tidy. A consistently clean space will make your self-care time more enjoyable.



Maintaining Smoke/Carbon Monoxide Detectors

In just 30 seconds, a small flame can turn into a catastrophic, life-threatening blaze. Don't ignore the beeps and chirps your smoke alarms may make—learn what they mean by reading through the user's manual. Maintaining these devices in your home is simple and can be a life-saving measure.

Smoke Alarms:

- Replace the batteries annually. When doing so, reset the alarm by holding the button down for five seconds until you hear three consecutive beeps.
- Install smoke alarms in every bedroom, enclosed area, on each level of the home and at least 10 feet away from kitchen appliances.
- Be sure to replace your smoke alarm after 10 years of owning it.

Carbon monoxide can be produced by gas-powered appliances, like your oven, stove, furnace, fireplace or clothes dryer. The gas that's released is odorless and colorless, making it even more dangerous. Being exposed to carbon monoxide for too long can be fatal.

Carbon Monoxide Detectors:

- Replace the batteries annually. Press the button, and if the batteries were installed correctly, you will hear a beep.
- You should have a carbon monoxide detector installed on each floor, in each bedroom, in each hallway near sleeping areas, at the top of each stairway going to upper floors and at the bottom of the stairway leading to the basement.




BROUGHT TO YOU BY YOUR AGENT, A CERTIFIED RESIDENTIAL SPECIALIST



DO YOU KNOW SOMEONE WHO IS THINKING ABOUT BUYING OR SELLING A HOME? PLEASE MENTION MY NAME.

This newsletter is for informational purposes only and should not be substituted for legal or financial advice. If you are currently working with another real estate agent or broker, it is not a solicitation for business.



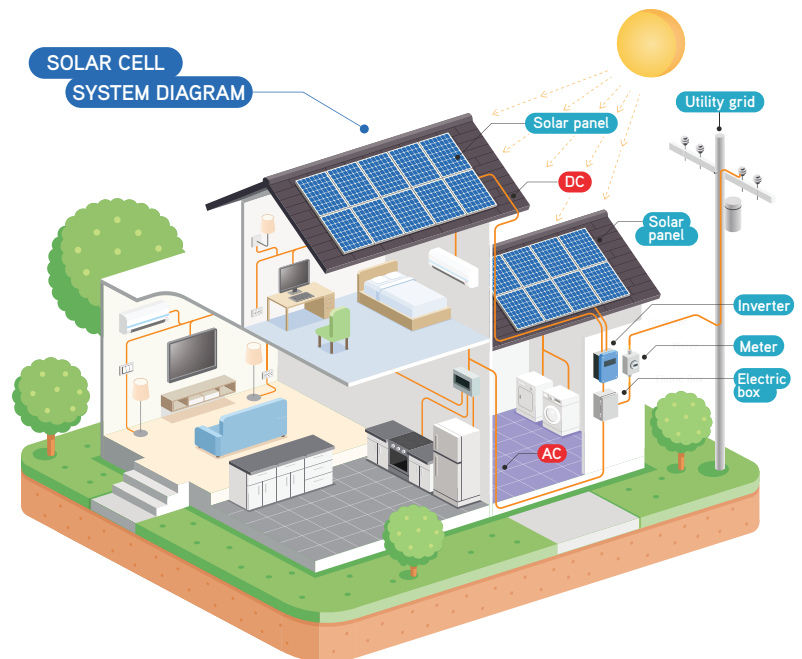
Tips and trends for homeowners, buyers and sellers

Adding Solar Panels to a Home

The number of solar installations nationwide are predicted to quadruple by 2030. More people and businesses are contemplating making the switch to solar energy use. Are you thinking of going solar? Here are a few things you should consider before installation.

- ▶ Solar panels will work in all climates—just make sure that your roof is not too shaded by trees.
- ▶ Adding a solar energy system to your home will likely increase its value.
- ▶ Consider the age of your roof. Will it need to be replaced anytime soon?
- ▶ The cost associated with installing solar energy is going down.
- ▶ Solar panels reduce the amount of carbon and other pollutants your home produces.

If, for whatever reason, you are unable to put solar panels on your own home, there are other options for you to utilize solar energy. Community Solar may be an option if you know multiple people in your area who are interested in making the energy switch. Your group



could buy into a shared system to cover the expenses of purchasing and installing a shared solar panel. Remember that this is not something you'll want to do yourself—you will always need a qualified professional to install solar technologies.

Say Yes to CRS

Buying or selling a home can seem like an overwhelming task. But the right REALTOR® can make the process easier—and more profitable.

A Certified Residential Specialist (CRS), with years of experience and success, will help you make smart decisions in a fast-paced, complex and competitive marketplace.

To earn the CRS Designation, REALTORS® must demonstrate outstanding professional achievements—including high-volume sales—and pursue advanced training in areas such as finance, marketing and technology. They must also maintain membership in the National Association of REALTORS® and abide by its Code of Ethics.

Work with a top-producing REALTOR®—contact a CRS today.

